

SLEEP HERO NETWORK

POWERED BY AWAKEN2SLEEP

Mallampati Screener

When doing the Mallampati exam

1. Have patient sit up
2. Have patient open their mouth
3. Have patient stick their tongue out
4. Make sure they do not say "Ahhh"

Classes

Classify the patient based on the space around the uvula.

Class 1

clearly see airway on both sides of
uvula and below uvula

Class 2

clearly see the airway on both sides
and still see the bottom of the uvula

Class 3

can barely see the airway to the side
of the uvula

Class 4

can't see airway at all

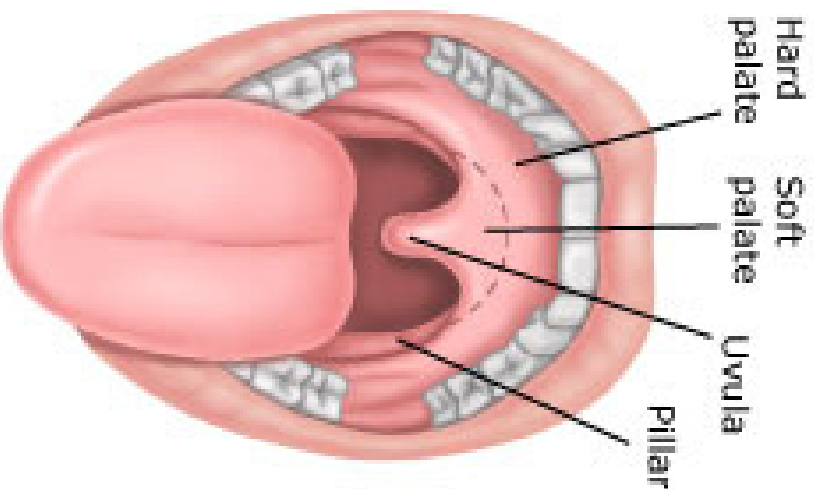
Tips



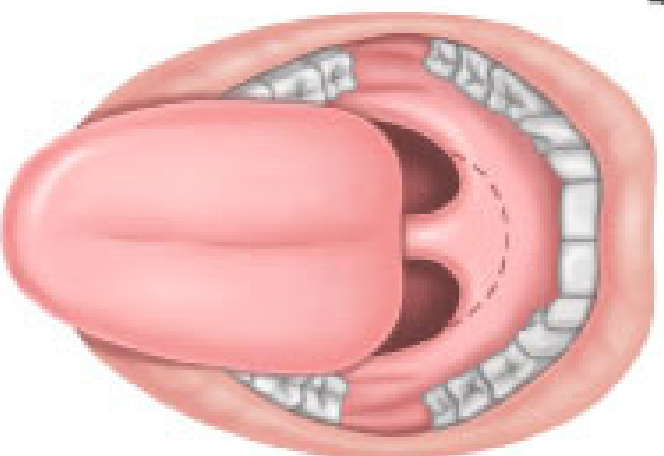
Use this opportunity to take a picture of your patient's mouth
and have the patient choose which class they are.

Have the patient tell you which class they think they are

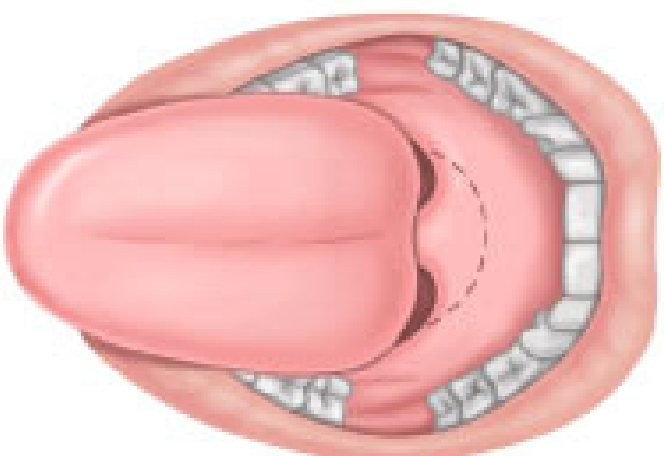
Mallampati Classification



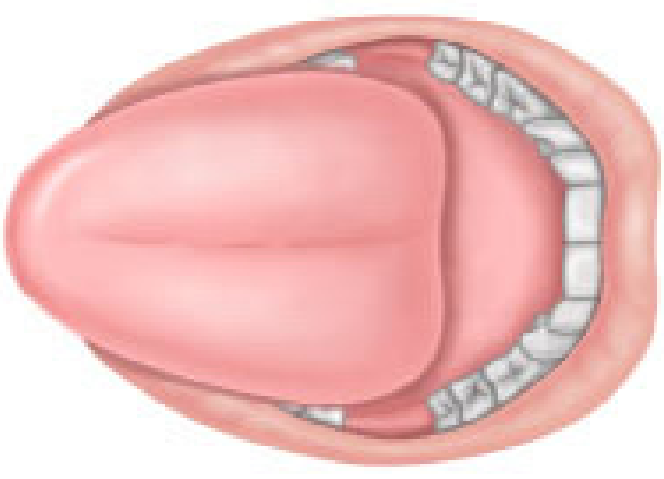
Class I

☐

Class II

☐

Class III

☐

Class IV

☐

Check Which Best Applies